




CYCLORAMA*



RIGGING



CURTAIN

FEMALE TOILETS
MALE TOILETS

LOADING BAY

DRESSING ROOM

KITCHEN

MAKE UP

ROLLER DOOR

CAR PARK

2 STOREY OFFICE
& CONFERENCE ROOM

***CYCLORAMA DIMENSIONS**

REAR WALL - 23 METRES
SIDE WALLS - 15 METRES
HEIGHT - 6 METRES